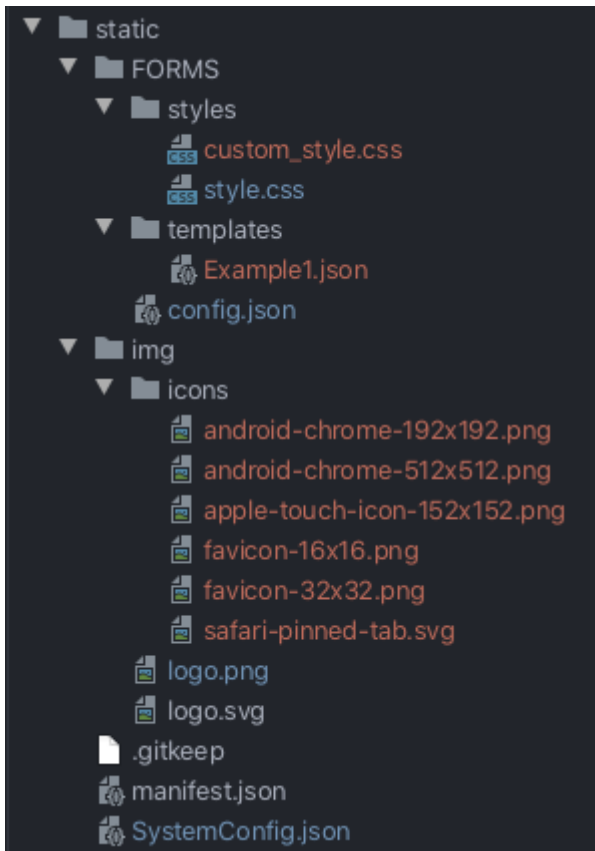


Form configuration - files

- [File and directory structure](#)
- [Main configuration file - global settings](#)
- [File activating the form and setting the order in HUB](#)

File and directory structure



Excluding the files and directories necessary to operate the system (i.e. css, fonts, js, service-worker.js), the main application directory contains several elements that are of interest to us:

`/FORMS` directory

In this folder we will define and style all our forms.

`/styles` directory

files that allow you to configure the appearance of the form (changing colors, styling views, control buttons, etc.).

`/templates` directory

configuration files of each form

`config.json` file

list of active forms

`SystemConfig.json` file

Main system configuration, here you set communication with OTRS, default language and many more [[[more in the Main configuration file - global settings]]].

`manifest.json` file

This file is responsible for PWA settings (for more advanced users), if you are not an advanced user - leave it as it is.

`index.html` file

In this file you can change the title of the form page, you can change it by changing the text in the `<title></title>` attribute.

Main configuration file - global settings

This topic refers to the file `static/SystemConfig.json`.

Example configuration file:

```
{
  "SystemUrl": "XSYSTEM_URLX",
  "Alias": "XSYSTEM_ALIAX",
  "SystemUrl_DEV": "www.example.com/system"
  "ShowLangButton": true,
  "LangButtonColor": "#333333",
  "GlobalLang": "pl",
  "RedirectButtons": [
    {
      "color": "#333333",
      "label": "Moje zgłoszenia",
      "redirectURL": "https://yahoo.pl"
    },
    {
      "color": "#333333",
      "label": "Nowe zgłoszenie",
      "redirectURL": "https://google.pl"
    }
  ]
}
```

Description of individual values:

`OtrsUrl/SystemUrl` - Address of the OTRS/OTOBO module that will accept the request

`Alias` - Alias under which the forms will appear

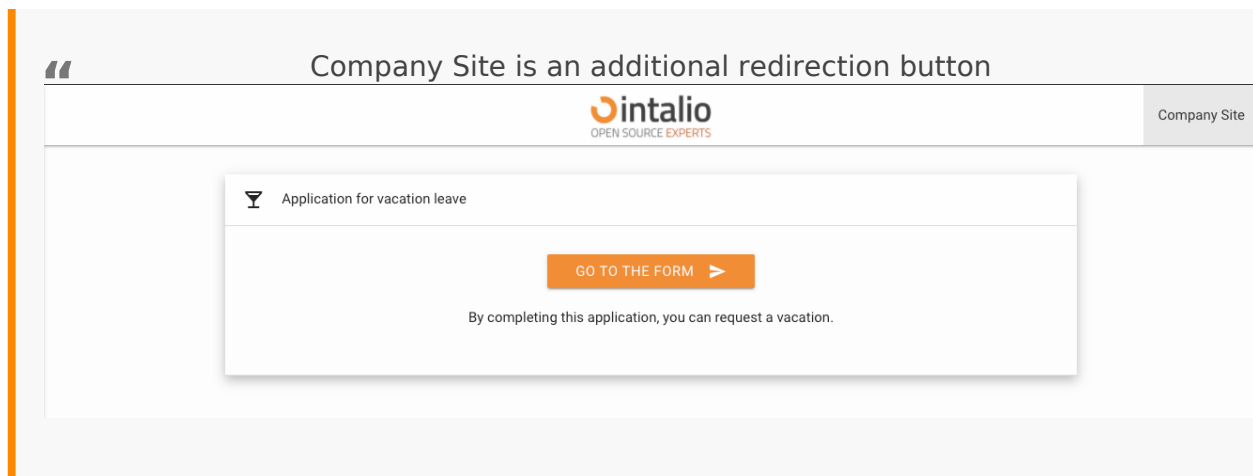
`ShowLangButton` - Should the language change button be visible (if we have only one language, we can hide it)

`LangButtonColor` - Color of the language change button

`GlobalLang` - Default form language (loaded by default, unless otherwise specified by OTRS)

configuration)

`RedirectButtons` - Optional forwarding buttons



`RedirectButtons` parameters - this parameter counts an array with objects containing parameters

`show` - should the button be visible

`color` - color of the redirection button

`label` - button caption

`redirectURL` - forwarding address

File activating the form and setting the order in HUB

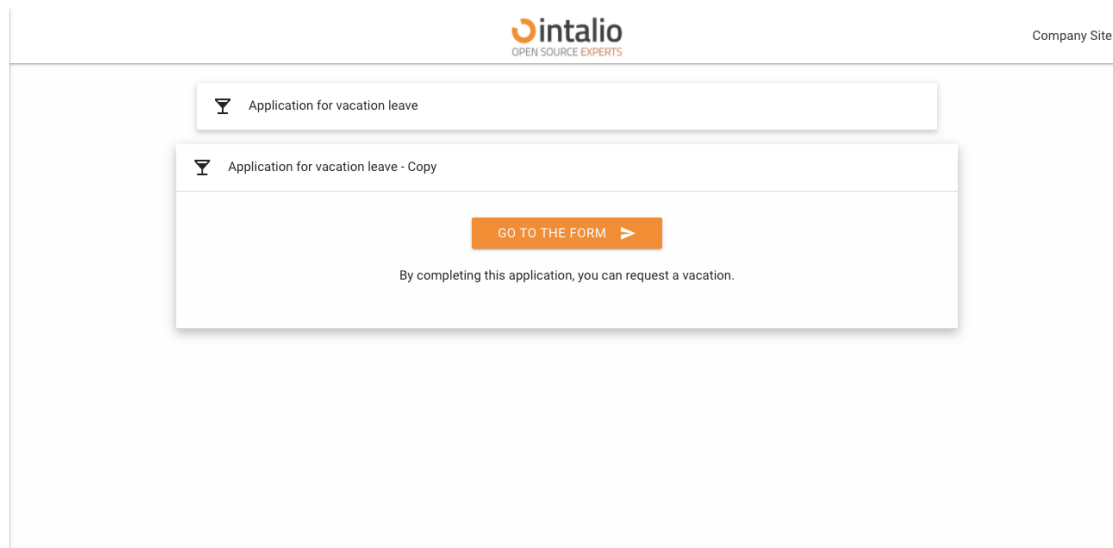
This topic refers to the file `static/FORMS/config.json`.

```
[  
  "ExampleForm1.json",  
  "ExampleForm2.json",  
]
```

This file is responsible for form activation and the order of forms in the HUB.

Every form you want to see in the menu must be entered here (even if it is hidden in the HUB).

The order of the forms on the list corresponds to the order in the HUB.



The screenshot shows the HUB interface. At the top, there is a header with the **intalio** logo (OPEN SOURCE EXPERTS) on the left and "Company Site" on the right. Below the header, there is a list of forms. The first form is "Application for vacation leave" and the second is "Application for vacation leave - Copy". Below the list, there is an orange button labeled "GO TO THE FORM" with a right-pointing arrow. Below the button, there is a line of text: "By completing this application, you can request a vacation."